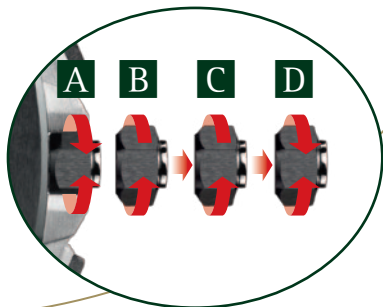


INSTRUCTIONS FOR USE
MODE D'EMPLOI

CHRONOGRAPH

CALIBRE 3126/3840
SELFWINDING

AUDEMARS PIGUET
Le Brassus



ENGLISH

ENGLISH

Quick-link contents page.

Simply click on the relevant title or subheading to following the link to your chosen section.

Click on the white «English» to return to the main contents page.

GUARANTEE AND CARE

All details concerning the guarantee and care instructions of your watch are provided in the certificate of origin and guarantee attached.



TABLE OF CONTENTS

INTRODUCTION P. 31

- THE MANUFACTURE AUDEMARS PIGUET

ABOUT THE WATCH P. 34

- THE 3126/3840 SELFWINDING CHRONOGRAPH
- TECHNICAL SPECIFICATIONS OF THE MOVEMENT

WATCH DESCRIPTION P. 40

- VIEWS OF THE MOVEMENT
- TECHNICAL DATA OF THE MOVEMENT
- SPECIFICITIES

USE OF FUNCTIONS P. 42

- WATCH INDICATIONS AND FUNCTIONS
- SETTING THE TIME
- BALANCE STOP WHEN ADJUSTING HANDS
- WINDING THE WATCH
- RAPID DATE SETTING
- USING THE CHRONOGRAPH
- USING THE TACHOMETER



Introduction

THE MANUFACTURE AUDEMARS PIGUET

THE VALLÉE DE JOUX : CRADLE OF THE WATCHMAKER'S ART

In the heart of the Swiss Jura, around 50 kilometres north of Geneva, nestles a landscape which has retained its natural charm to this day : the Vallée de Joux. Around the mid-18th century, the harsh climate of this mountainous region and soil depletion drove the farming community settled there to seek other sources of income. With their high degree of manual dexterity, inexhaustible creativity and enormous determination, the inhabitants of the valley, known as Combiens, were naturally drawn to watchmaking.

Due to their high quality, the movements they produced acquired great popularity with the Geneva firms which used them to create complete watches.

From 1740 onwards, watchmaking developed into the principal industry of the Vallée de Joux. This region was thus transformed, as an 1881 chronicle put it, "into a land of milk and honey, in which poverty has rapidly disappeared".





TWO NAMES FOR A GREAT ADVENTURE

In 1875, two young men passionate about Haute Horlogerie – Jules Louis Audemars and Edward August Piguet – decided to pool their skills to design and produce watches with complications in the Vallée de Joux, the cradle of Haute Horlogerie. Determination, imagination and discipline led them to instant success. A branch in Geneva was their next move in about 1885 and new commercial links were forged at the 1889 Paris World Exposition, where they exhibited complication pocket watches. The Audemars Piguet factory continued to expand as the years went by. Its creations represented major milestones in the history of Haute Horlogerie, like the first minute repeater wristwatch in 1892 and the smallest five-minute repeater movement ever made in 1915.

From 1918 onwards, the founders passed the reins of the business onto their sons, who in turn perfected their expertise in manufacturing men's and ladies' wristwatches as well as designing new sophisticated,

ultra-thin movements. Perseverance and initiative were the watchwords: while the Wall Street crash in 1929 was a bitter blow, the company directors were soon designing so-called skeleton watches before embarking on chronograph production. But this new momentum was abruptly interrupted by the Second World War. Re-organisation was necessary in the aftermath of the conflict. The factory focused on creating top-of-the-range items in keeping with its tradition of innovation. A strategy that would prove its worth, especially since it was backed by outstanding creative daring.



Audemars Piguet continued to build on its now international reputation with creative designs. 1972 saw the launch of the Royal Oak, the first, immediately successful high-quality sports watch in steel, followed in 1986 by the first ultra-thin tourbillon wristwatch with automatic winding. The creative spirit of the Manufacture has not faltered since, offering aesthetically original timekeepers with outstanding movements. Thus it brought watches with complications back into fashion at the end of the 1980s, launching its extraordinary Tradition d'Excellence collection in 1999. All the signs of a bold spirit rooted firmly in tradition and auguring well for the future.

About the watch

THE 3126/3840 SELFWINDING CHRONOGRAPH

The Manufacture Audemars Piguet introduces the calibre 3126/3840 - with a selfwinding movement, digital date display and chronograph. It combines functionality with aesthetics and the highest level of refinement in the watchmaker's art.

TRADITION AND INNOVATION

Audemars Piguet has always striven to safeguard and uphold its independence. This is why the company developed its own method of crafting mechanisms, particularly with the design of Audemars Piguet calibres. Every aspect bears the unmistakable AP signature – bridges arranged harmoniously side by side, hand-finished and embellishments components – and presents elegant equilibrium, further enhanced by the angular balance cock.

THE SELFWINDING CHRONOGRAPH

We are often called upon to be able to measure the time separating two events. This makes the chronograph an indispensable instrument. A watchmaker from the Vallée de Joux - Adolphe Nicole - invented the modern chronograph, lodging the first patent for this complication in 1844.

The Audemars Piguet Chronograph is a wrist watch which rewinds automatically. The movements of the wearer's wrist generate the energy required for it to function.

This energy, harnessed by a 22 carat gold oscillating weight, is transmitted to the mainspring by a gear-train. As it gradually winds around the barrel-arbor, the spring accumulates energy that is then transmitted to the watch movement at a steady rate.

The maximum power reserve is reached after a period of time varying from several hours to several days, depending on the owner and the amount of activity.

To prevent overtensioning, the barrel spring is released at just the right moment by a sophisticated system.

THE TACHOMETER

In watchmaking, the tachometer is a graduated dial that allows you to determine the average speed taken to cover a given distance, generally 1,000 metres.

This speed is usually expressed in km/h and is read directly on the dial via the chronograph hand. Your watch allows you to read speeds from 60 to 600 km/h.

About the watch

TECHNICAL SPECIFICATIONS OF THE MOVEMENT

REGULATING ORGAN

■ Through balance bridge ❶ :


Guarantees high precision positioning of the balance and greater degree of shock resistance, thus ensuring greater timekeeping precision.

■ Balance with 8 variable inertia blocks ❷ :

Balance with variable inertia moment thanks to eight inertia blocks used to adjust the running of the watch without altering the active length of the balance-spring.

■ Second stop lever for the time setting function ❸ :


Pull the crown to the position for setting the time. This activates the second stop lever. This allows you to stop the second counter hand immediately and set the precise time.



GEAR TRAIN

A train produced according to AP quality standards fulfils the following criteria :

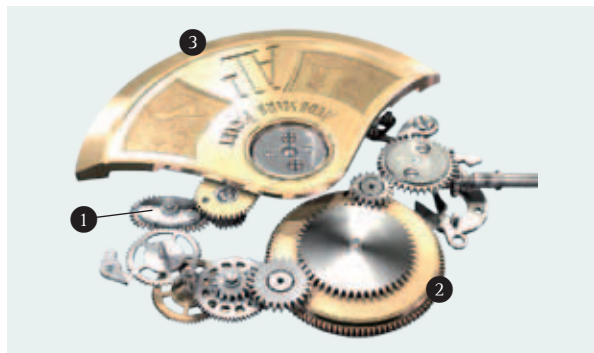
- Pinions are polished ❶.
- The pivots and sweep of the pivots are burnished.
- The non-functional surfaces of the wheels are gold-plated and adorned with a circular pattern ❷, the arms are bevelled and the edges are diamond-tipped.
- After being gold-plated, the teeth of the wheel are milled to ensure a geometrically and functionally flawless surface ❸.



SELFWINDING

This calibre meets the following standards:


- Extremely low friction at the wheels and springs.
- Rapid winding in both directions ❶.
- Barrel with large power reserve (approx. 50 hours) ❷.
- 22-carat gold rotor mounted on ceramic ball-bearings ❸.



DATE MECHANISM

The date display fulfils the following criteria:

- Instantaneous date jump at midnight via the date jumper train ❶.
- Fast correction of date disc via the correction star ❷.
- Date disc guided by slides and resting on rubies to reduce friction.



Watch description

VIEWS OF THE MOVEMENT

Calibre 3126/3840



Bridge side



Dial side

 TECHNICAL DATA OF THE MOVEMENT

Total thickness : 7.16 mm

Total diameter : 29.92 mm

Frequency of balance wheel : 3 Hz
(21,600 vibrations/hour)

Number of jewels : 59

Minimal power reserve : approx. 50 hours

Bidirectional selfwinding

Balance with variable inertia blocks

Flat balance-spring

Screwed mobile stud-holder

Number of parts : 365

 SPECIFICITIES

Stop balance when setting time
(stops second hand)

Cam chronograph mechanism

Rotor mounted on ceramic ball bearing, with
oscillating weight segment in 22 carat gold

Bevels of the bridges are diamond graved

Reversed circular Côtes de Genève on the bridge
trottoirs

Use of functions

WATCH INDICATIONS
AND FUNCTIONS

(see figure on the inside cover)

The chronograph records intervals of 1/6th of a second while counting the total number of minutes and hours.

- ① Hour hand
- ② Minute hand
- ③ Small second hand at 12 o'clock
- ④ Chronograph hand
- ⑤ 30-minute counter hand at 9 o'clock
- ⑥ 12-hour counter hand at 6 o'clock
- ⑦ Date aperture
- Ⓔ Pushbutton of the chronograph function
Push once: start
Push again: stop
- Ⓕ Pushbutton to return to zero

Your watch is fitted with a three or four-position crown:

- Ⓐ Crown in "screwed down" position
(certain Royal Oak models only)
- Ⓑ Crown in manual winding position
- Ⓒ Crown in position for rapid date correction
- Ⓓ Crown in position for setting the time

Caution: On certain Royal Oak models, the crown must be unscrewed to access the different settings. Afterwards, carefully screw it back into position **Ⓐ** to ensure water resistance.



Use of functions

SETTING THE TIME

On certain Royal Oak models, always unscrew the crown to access the different setting positions. The unscrewed crown will automatically position itself at **B**.

Pull the crown to position **D**. It is recommended to set the time clockwise. It is advisable to position the minute hand forwards by half a minute to improve synchronisation between the minute and second hands. This compensates for the hand-fitting play before returning the crown to rewinding position **B**.

Warning: do not confuse noon and midnight when correcting the date.

BALANCE STOP WHEN ADJUSTING HANDS

The balance and second hand stop simultaneously when the winding crown is pulled out, allowing you to set the time to within the second.

WINDING THE WATCH

On certain Royal Oak models, always unscrew the crown to access the different setting positions. The unscrewed crown will automatically position itself at **B**.

Turn the crown at least 30 times (in position **B**) to wind the watch. The movements of the wearer's wrist will then activate the selfwinding system and keep the watch running.

Warning: the selfwinding system will not work if the watch is not worn. The watch can then be stopped before the 50 hours power reserve according to its initial winding.

RAPID DATE SETTING

To avoid making any mistakes, it is recommended to perform date changes when the mechanism is not in operation, i.e. between 1.00 am in the morning and 6.00 pm at the latest.

On certain Royal Oak models, always unscrew the crown to access the different setting positions.

If the correct date is not displayed on the watch, pull the crown to position **C** (rapid date correction) and turn clockwise until the desired date is displayed.

On certain Royal Oak models, always screw the crown back to position **A** to ensure water-resistance.

Use of functions

USING THE CHRONOGRAPH

Start

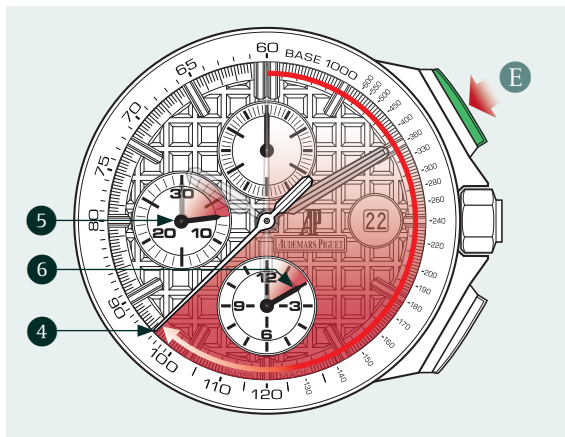
Press the pushpiece **E**

Stop

Press pushpiece **E** once again

To read the time taken for an event, consult the following:

- the chronograph hand **4**
- the minute counter hand **5**
- the hour counter hand **6**



Returning to zero

Press the pushpiece **F**



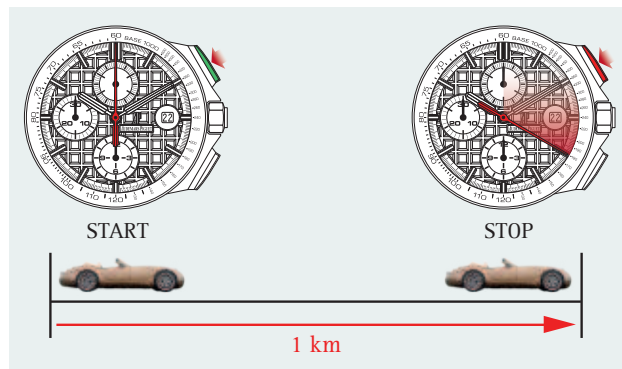
Continue the timing

After the first stop, the chronograph can be restarted and stopped at will without first requiring you to return it to zero. This means you can obtain a total time by adding the second time to the first and so on. During all these operations, the watch continues to function normally.

Use of functions

USING THE TACHOMETER

The tachometric scale associated with the chronograph function enables speed read-off. Engage the chronograph (START) and stop the chronograph after 1 kilometre (STOP). The value indicated by the chronograph hand on the tachometer scale corresponds to the average speed over 1 kilometre.



For example :

If the time lapse between (START) and (STOP) equals 20 seconds, the average speed – read on the tachometer scale – is 180 km/h (fig. 1).

If the lapse is 30 seconds, the average speed is 120 km/h (fig. 2).

If 40 seconds were needed to cover one kilometre, the average speed would be 90 km/h (fig. 3).

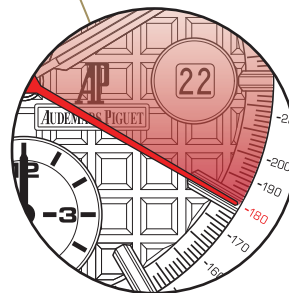


fig. 1

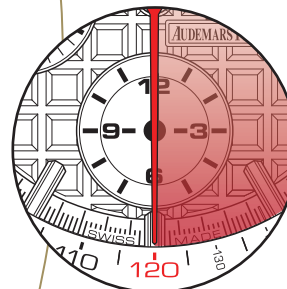


fig. 2




fig. 3

