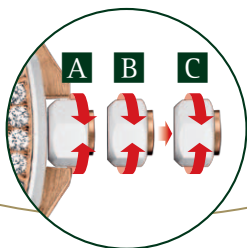
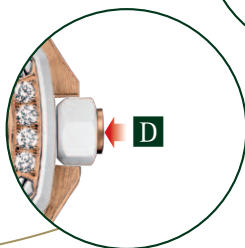



INSTRUCTIONS FOR USE
MODE D'EMPLOI

QUARTZ MOVEMENT

CALIBRES 2508-2601-2610-2612-
2710-2712-2713-2714

AUDEMARS PIGUET
Le Brassus



ENGLISH

ENGLISH

Quick-link contents page.

Simply click on the relevant title or subheading to following the link to your chosen section.

Click on the white «English» to return to the main contents page.

GUARANTEE AND CARE

All details concerning the guarantee and care instructions of your watch are provided in the certificate of origin and guarantee attached.



TABLE OF CONTENTS

INTRODUCTION P 29

- THE MANUFACTURE AUDEMARS PIGUET

ABOUT THE WATCH P 32

- GENERALITY

DESCRIPTION OF WATCH P 34

- VIEWS OF THE MOVEMENT
- TECHNICAL DATA OF THE MOVEMENT

USE OF FUNCTIONS P 42

- WATCH INDICATIONS AND FUNCTIONS
- SETTING THE TIME
- RAPID DATE SETTING
- ADVICE FOR USE



Introduction

THE MANUFACTURE AUDEMARS PIGUET

THE VALLÉE DE JOUX : CRADLE OF THE WATCHMAKER'S ART

In the heart of the Swiss Jura, around 50 kilometres north of Geneva, nestles a landscape which has retained its natural charm to this day : the Vallée de Joux. Around the mid-18th century, the harsh climate of this mountainous region and soil depletion drove the farming community settled there to seek other sources of income. With their high degree of manual dexterity, inexhaustible creativity and enormous determination, the inhabitants of the valley, known as Combiers, were naturally drawn to watchmaking.

Due to their high quality, the movements they produced acquired great popularity with the Geneva firms which used them to create complete watches.

From 1740 onwards, watchmaking developed into the principal industry of the Vallée de Joux. This region was thus transformed, as an 1881 chronicle put it, “into a land of milk and honey, in which poverty has rapidly disappeared”.



TWO NAMES FOR A GREAT ADVENTURE

In 1875, two young men passionate about Haute Horlogerie – Jules Louis Audemars and Edward August Piguet – decided to pool their skills to design and produce watches with complications in the Vallée de Joux, the cradle of Haute Horlogerie. Determination, imagination and discipline led them to instant success. A branch in Geneva was their next move in about 1885 and new commercial links were forged at the 1889 Paris World Exposition, where they exhibited complication pocket watches. The Audemars Piguet factory continued to expand as the years went by. Its creations represented major milestones in the history of Haute Horlogerie, like the first minute repeater wristwatch in 1892 and the smallest five-minute repeater movement ever made in 1915.

From 1918 onwards, the founders passed the reins of the business onto their sons, who in turn perfected their expertise in manufacturing men's and ladies'

wristwatches as well as designing new sophisticated, ultra-thin movements. Perseverance and initiative were the watchwords: while the Wall Street crash in 1929 was a bitter blow, the company directors were soon designing so-called skeleton watches before embarking on chronograph production. But this new momentum was abruptly interrupted by the Second World War. Re-organisation was necessary in the aftermath of the conflict. The factory focused on creating top-of-the-range items in keeping with its tradition of innovation. A strategy that would prove its worth, especially since it was backed by outstanding creative daring.



Audemars Piguet continued to build on its now international reputation with creative designs. 1972 saw the launch of the Royal Oak, the first, immediately successful high-quality sports watch in steel, followed in 1986 by the first ultra-thin tourbillon wristwatch with automatic winding. The creative spirit of the Manufacture has not faltered since, offering aesthetically original timekeepers with outstanding movements. Thus it brought watches with complications back into fashion at the end of the 1980s, launching its extraordinary Tradition d'Excellence collection in 1999. All the signs of a bold spirit rooted firmly in tradition and auguring well for the future.



About the watch

GENERALITY

QUARTZ IS A DOMINANT ELEMENT AT AUDEMARS PIGUET. USED FOR THE FIRST TIME IN THE 70S, IT COMPLETELY REVOLUTIONISED THE NOTIONS OF HOROLOGICAL PRECISION.

Despite its superior performance, quartz technology does not enjoy the same prestige as mechanical watchmaking.

However, in deciding to optimize the performance of its electronic movements, Audemars Piguet revives the glory of this advanced technology which enables the creation of ultrasophisticated instruments for professionals.

From the technical point of view, quartz movement are based on a regulator (the time-measuring element) consisting of a quartz crystal through which an electric current is passed. This “resonator” vibrates at an extremely high frequency (32'768 Hz), dividing the time into equal intervals. In an analogue display quartz watch, an integrated circuit records the electric signals transmitted by the quartz oscillator and divides their frequency into pulses equivalent to one, five or ten seconds.

Description of watch VIEWS OF THE MOVEMENT

Calibre 2508



Dial side



Caseback side

TECHNICAL DATA OF THE MOVEMENT

Total thickness (no battery): 1.60 mm

Total dimensions: 17.20 x 13.50 mm

Number of jewels: 7 rubies

Frequency: 32,768 Hz

Battery (depending on model): No 321 or 377

Voltage: 1.55 V

Diameter: 6.80 mm

Thickness depending on model:

1.65 or 2.60 mm

Battery life minimum: 30 months

Stepping motor - 1 impulse every 10 seconds

Accuracy ± 2 min./year

Calibre 2601



Dial side



Caseback side

TECHNICAL DATA OF THE MOVEMENT

Total thickness (no battery): 1.80 mm

Total dimensions: 11.70 x 9.70 mm

Number of jewels: 3 rubies

Frequency: 32,768 Hz

Battery: No 321

Voltage: 1.55 V

Diameter: 6.80 mm

Thickness: 1.65 mm

Battery life minimum: 36 months

Stepping motor - 1 impulse per second

Accuracy ± 2 min./year

Description of watch VIEWS OF THE MOVEMENT

Calibre 2610



Dial side



Caseback side

TECHNICAL DATA OF THE MOVEMENT

Total thickness(no battery): 1.90 mm
 Total diameter: 16.50 mm
 Number of jewels: 8 rubies
 Frequency: 32,768 Hz
 Battery (depending on model): No 321 or 364
 Voltage: 1.55 V
 Diameter: 6.80 mm
 Thickness depending on model:
 1.65 or 2.10 mm
 Battery life minimum: 24 months
 Stepping motor - 1 impulse every 5 seconds
 Accuracy \pm 2 min./year

Calibre 2612



Dial side



Caseback side

TECHNICAL DATA OF THE MOVEMENT

Total thickness (no battery): 1.90 mm
 Total diameter: 21.10 mm
 Number of jewels: 8 rubies
 Frequency: 32,768 Hz
 Battery (depending on model): No 315, 362 or 397
 Voltage: 1.55 V
 Diameter: 7.90 mm
 Thickness depending on model:
 1.65, 2.10 or 2.60 mm
 Battery life minimum: 24 months
 Stepping motor - 1 impulse every 5 seconds
 Accuracy \pm 2 min./year

Description of watch VIEWS OF THE MOVEMENT

Calibre 2710



Dial side



Caseback side

TECHNICAL DATA OF THE MOVEMENT

Total thickness (no battery): 1.90 mm

Total diameter: 16.20 mm

Number of jewels: 7 rubies

Frequency: 32,768 Hz

Battery (depending on model): No 317 or 379

Voltage: 1.55 V

Diameter: 5.80 mm

Thickness depending on model:

1.65 or 2.15 mm

Battery life minimum: 38 months

Stepping motor - 1 impulse every 5 seconds

Accuracy ± 2 min./year

Calibre 2712



Dial side



Caseback side

TECHNICAL DATA OF THE MOVEMENT

Total thickness (no battery): 1.90 mm

Total diameter: 21.10 mm

Number of jewels: 7 rubies

Frequency: 32,768 Hz

Battery (depending on model): No 315, 362, 397 or 329

Voltage: 1.55 V

Diameter: 7.90 mm

Thickness depending on model:

1.65, 2.10, 2.60 or 3.10 mm

Battery life minimum: 24 to 72 months

Stepping motor - 1 impulse every 5 seconds

Accuracy ± 2 min./year

Description of watch VIEWS OF THE MOVEMENT

Calibre 2713



Dial side



Caseback side

TECHNICAL DATA OF THE MOVEMENT

Total thickness (no battery): 2.225 mm

Total diameter: 18.39 mm

Number of jewels: 7 rubies

Frequency: 32,768 Hz

Battery (depending on model): No 315, 362 or 397

Voltage: 1.55 V

Diameter: 7.90 mm

Thickness depending on model:

1.65, 2.10 or 2.60 mm

Battery life minimum: 39, 43 or 62 months


Stepping motor - 1 impulse per second

Accuracy ± 2 min./year

Calibre 2714



Dial side



Caseback side

TECHNICAL DATA OF THE MOVEMENT

Total thickness (no battery): 2.875 mm

Total diameter: 26.185 mm

Number of jewels: 5 rubies

Frequency: 32,768 Hz

Battery: No 371

Voltage: 1.55 V

Diameter: 9.50 mm

Thickness: 2.10 mm

Battery life minimum: 40 months

Stepping motor - 1 impulse per second

Accuracy ± 3 min./year

Energy consumption reduced by 70% when the hand-setting stem is in position

Use of functions

WATCH INDICATIONS AND FUNCTIONS

(see figure on the inside cover)

- ① Hour hand
- ② Minute hand
- ③ Date aperture (only the models concerned)

Calibre 2508 - your watch is fitted with a two-position crown :

- A** Crown in neutral position (screw in on certain models)
- B** Crown in time-setting position

Calibres 2610-2612-2710-2712-2713-2714 your watch is fitted with a two or three-position crown :

- A** Crown in neutral position (screw in on certain models)
- B** Crown in position for rapid adjustment of date
- C** Crown in time-setting position

For calibre 2601 only and depending on the model :

- D** Push-button (at the centre of the crown)
- E** Push-button (on the back of the case)



Use of functions

SETTING THE TIME

(EXCEPT FOR CALIBRE 2601)

Pull the crown to position **B** (cal. 2508) or **C** (cal. 2610 - 2612 - 2710 - 2712 - 2713 - 2714). You may now set time by winding in either direction without risk of damaging the movement.

Warning: do not confuse noon and midnight when correcting the date.

SETTING THE TIME (CALIBRE 2601 ONLY)

To set the time, use the push-button positioned either at the centre of the winding-button (**D**), or on the back of the case (**E**) depending on the model.

- Press for less than 2 seconds to move the minute hand forward by one minute.
- Press for 2 to 4 seconds to move the hands forward one hour (changing time zones).
- Press for more than 4 seconds to move the hands forward continuously.

RAPID DATE SETTING (CALIBRES 2610 - 2612 - 2710 - 2712 - 2713 - 2714 ONLY)

To avoid making any mistakes, it is recommended to perform date changes when the mechanism is not in operation, i.e. between 1.00 am in the morning and 8.00 pm at the latest.

If the correct date is not displayed on the watch, pull the crown to position **B** (rapid date correction) and turn clockwise until the desired date is displayed.

ADVICE FOR USE

When the watch is not worn for a long time, it is advisable to engage the time-setting position (crown pulled out). This will preserve the running time of the battery.

